

ThunderDrone 500 + Practice Heat - 1

Thunderdrone 500 at F3Expo


Ser#50818 11/13/2015



1

Sponsor	Driver Name	Car	Pos	Laps	Race Time	Behind	Fast	Average Top 5	10	15	Q#
	Team America FPV	8	1	21	13:12.600		16.111	16.352	16.723	17.063	1
	Team VooDoo	6	2	21	20:21.016	28.416	13.813	14.598	15.053	15.388	2
	Team Horizon Hobby	5	3	19	19:12.841		17.121	17.233	18.410	19.651	3
	Team CraveFPV	7	4	17	20:03.392		15.398	15.580	16.360	31.225	4

	1	2	3	4	5	6	7	8	9	10
					eam Horizon Hobby	Team VooDoo	Team CraveFPV	Team America FPV		
1.					6/18.670	2/26.791	4/105.025	3/32.627		
2.					N/A	N/A	N/A	N/A		
3.					4/18.941	1/14.495	3/16.939	[2/16.111]		
4.					1/0:18.6	0/0:12.2	-4/0:20.3	0/0:16.5		
5.					4/18.511	[1/13.813]	3/16.025	2/16.158		
6.					1/0:18.6	0/0:12.6	-4/0:22.6	0/0:16.4		
7.					4/35.802	3/166.546	[2/15.398]	1/17.309		
8.					1/0:18.6	1/0:26.7	-4/0:24.4	0/0:16.1		
9.					4/17.349	3/16.326	2/35.683	1/16.190		
10.					1/0:18.6	1/0:26.7	-2/0:41.9	0/0:16.1		
11.					3/17.198	2/15.928	4/629.989	1/17.094		
12.					1/0:18.6	1/0:26.7	1/1:45.0	0/0:16.0		
13.					[3/17.121]	2/15.444	4/18.597	1/17.078		
14.					1/0:18.6	1/0:26.7	1/1:45.0	0/0:15.9		
15.					3/17.364	2/14.821	4/17.526	1/16.949		
16.					1/0:18.6	1/0:26.7	1/1:45.0	0/0:15.9		
17.					3/17.132	2/15.406	4/16.750	1/17.470		
18.					1/0:18.6	1/0:26.7	0/0:09.1	0/0:15.8		
19.					4/201.141	2/19.406	3/17.421	1/17.662		
20.					1/0:18.6	1/0:26.7	0/0:17.8	0/0:15.7		
21.					4/20.621	1/81.837	3/16.830	2/409.337		
22.					1/0:18.6	1/0:26.7	0/0:24.9	1/0:32.6		
23.					4/20.462	1/15.679	3/17.542	2/19.245		
24.					1/0:18.6	1/0:26.7	0/0:30.5	1/0:32.6		
25.					4/21.733	1/14.637	3/16.925	2/18.934		
26.					1/0:18.6	1/0:26.7	0/0:35.3	1/0:32.6		
27.					4/22.205	1/15.358	3/16.894	2/18.477		
28.					1/0:18.6	1/0:26.7	0/0:39.4	1/0:32.6		
29.					4/21.381	1/15.223	3/17.622	2/19.218		
30.					1/0:18.6	1/0:26.7	0/0:42.8	1/0:32.6		
31.					3/54.120	1/15.789	4/215.331	2/18.658		
32.					1/0:18.6	1/0:26.7	0/0:32.6	1/0:32.6		
33.					3/23.702	2/429.815	4/12.895	1/17.589		
34.					1/0:18.6	1/0:26.7	0/0:36.3	1/0:32.6		
35.					3/21.637	2/15.918		1/16.534		
36.					1/0:18.6	1/0:26.7		1/0:32.6		
37.					3/19.405	2/15.655		1/17.038		
38.					1/0:18.6	1/0:26.7		1/0:32.6		
39.						2/16.325		1/16.766		
40.						1/0:26.7		1/0:32.6		
41.						2/265.804		1/17.526		
42.						1/0:26.7		1/0:32.6		



ThunderDrone 500

Practice Heat - 2

Top Qualifier is Team America FPV 21/13:12.600 (Rnd 1)

Thunderdrone 500 at F3Expo



2

Ser#50818 11/13/2015

Sponsor	Driver Name	Car	Pos	Laps	Race Time	Behind	Fast	Average Top 5	10	15	Q#
	Team Detroit Multirotor	8	1	60	18:13.723		14.437	14.508	14.601	14.721	1
	Team Immersion RC	7	2	54	18:43.950		15.126	15.561	16.008	16.323	2
	Team Lumenier	6	3	16	6:33.787		15.342	15.651	16.061	24.459	7
	Team Flite Test	5	4	6	12:18.797		15.574	17.754			8

1 2 3 4 5 6 7 8 9 10

Team Flite Test Team Lumenier Team Immersion RC Team Detroit Multirotor

1.				4/650.025	2/26.899	3/30.448	1/23.810				
				N/A	N/A	N/A	N/A				
2.				4/19.341	2/16.174	3/19.710	1/15.110				
				-31/0:30.9	0/0:10.7	0/0:10.7	0/0:08.6				
3.				4/18.493	2/15.430	3/19.117	1/15.846				
				-32/0:25.7	0/0:11.0	0/0:11.0	0/0:08.3				
4.				4/18.246	[2/15.342]	3/18.957	1/14.718				
				-32/0:33.0	0/0:11.2	0/0:11.1	0/0:08.5				
5.				4/17.118	2/15.697	3/18.206	1/14.622				
				-33/0:27.8	0/0:11.2	0/0:11.4	0/0:08.7				
6.				[4/15.574]	2/15.755	3/18.429	[1/14.437]				
				-34/0:28.6	0/0:11.2	0/0:11.5	0/0:08.8				
7.					2/16.030	3/18.958	1/14.487				
					0/0:11.1	0/0:11.5	0/0:08.9				
8.					3/138.142	2/53.041	1/14.622				
					1/0:26.8	0/0:06.6	0/0:08.9				
9.					3/17.142	2/22.013	1/15.190				
					1/0:26.8	0/0:06.8	0/0:08.9				
10.					3/16.984	2/17.381	1/15.078				
					1/0:26.8	0/0:07.5	0/0:08.9				
11.					3/16.659	2/18.296	1/15.118				
					1/0:26.8	0/0:08.0	0/0:08.8				
12.					3/16.517	2/17.659	1/15.446				
					1/0:26.8	0/0:08.4	0/0:08.8				
13.					3/16.838	2/16.849	1/15.597				
					0/0:00.5	0/0:08.8	0/0:08.7				
14.					3/17.165	2/18.027	1/15.990				
					0/0:01.2	0/0:09.1	0/0:08.7				
15.					3/16.846	2/17.781	1/14.982				
					0/0:01.8	0/0:09.4	0/0:08.7				
16.					3/16.167	2/17.590	1/15.447				
					0/0:02.4	0/0:09.6	0/0:08.6				
17.						2/18.272	1/15.126				
						0/0:09.8	0/0:08.6				
18.						2/18.227	1/15.238				
						0/0:09.9	0/0:08.6				
19.						2/17.991	1/16.046				
						0/0:10.0	0/0:08.6				
20.						2/18.357	1/15.718				
						0/0:10.1	0/0:08.6				
21.						2/19.158	1/15.230				
						0/0:10.2	0/0:08.6				
22.						2/18.573	1/15.168				
						0/0:10.3	0/0:08.6				
23.						2/18.070	1/15.059				
						0/0:10.4	0/0:08.6				
24.						2/17.133	1/15.494				
						0/0:10.5	0/0:08.6				
25.						1/18.830	2/138.782				
						0/0:10.5	0/0:03.4				
26.						2/50.697	1/14.534				
						0/0:09.3	0/0:03.6				
27.						2/17.087	1/14.526				
						0/0:09.5	0/0:03.9				
28.						2/16.838	1/14.798				
						0/0:09.6	0/0:04.0				
29.						2/16.916	1/14.710				
						0/0:09.7	0/0:04.2				

	1	2	3	4	5	6	7	8	9	10
					Team Flite Test	Team Lumenier	Team Immersion RC	Team Detroit Multirotor		
30.							2/17.710 0/0:09.9	1/14.966 0/0:04.4		
31.							2/17.374 0/0:10.0	1/14.558 0/0:04.5		
32.							2/17.493 0/0:10.1	1/15.070 0/0:04.7		
33.							2/58.720 0/0:08.9	1/15.249 0/0:04.8		
34.							2/19.645 0/0:08.9	1/15.099 0/0:04.9		
35.							2/18.846 0/0:09.0	1/15.190 0/0:05.0		
36.							2/17.981 0/0:09.1	1/15.157 0/0:05.1		
37.							2/19.150 0/0:09.1	1/15.705 0/0:05.2		
38.							2/16.214 0/0:09.3	1/15.196 0/0:05.3		
39.							2/17.341 0/0:09.4	1/14.942 0/0:05.4		
40.							2/17.790 0/0:09.5	1/15.094 0/0:05.5		
41.							2/18.542 0/0:09.5	1/15.054 0/0:05.5		
42.							2/37.666 0/0:09.1	1/15.374 0/0:05.6		
43.							2/15.638 0/0:09.2	1/15.007 0/0:05.7		
44.							[2/15.126] 0/0:09.4	1/14.908 0/0:05.8		
45.							2/15.231 0/0:09.5	1/15.374 0/0:05.8		
46.							2/15.926 0/0:09.6	1/15.199 0/0:05.9		
47.							2/17.085 0/0:09.7	1/15.414 0/0:05.9		
48.							2/15.886 0/0:09.8	1/15.238 0/0:06.0		
49.							2/16.286 0/0:09.9	1/15.270 0/0:06.0		
50.							2/16.550 0/0:10.0	1/55.776 0/0:05.3		
51.							2/16.574 0/0:10.1	1/16.270 0/0:05.3		
52.							2/16.646 0/0:10.1	1/15.678 0/0:05.4		
53.							2/17.309 0/0:10.2	1/16.078 0/0:05.4		
54.							2/42.610 0/0:09.8	1/16.534 0/0:05.4		
55.								1/16.454 0/0:05.5		
56.								1/16.622 0/0:05.5		
57.								1/16.486 0/0:05.5		
58.								1/16.364 0/0:05.6		
59.								1/16.606 0/0:05.6		
60.								1/16.862 0/0:05.6		

Top Qualifiers	Qual#	Laps	Race Time	Behind	Rnd	Race	Pos In Race	Fast Lap	Best 1	Consecutive
Team Detroit Multirotor	1	60	18:13.723		1	2	1	14.437	14.437	
Team Immersion RC	2	54	18:43.950		1	2	2	15.126	15.126	
Team America FPV	3	21	13:12.600		1	1	1	16.111	16.111	
Team VooDoo	4	21	20:21.016	428.416	1	1	2	13.813	13.813	
Team Horizon Hobby	5	19	19:12.841		1	1	3	17.121	17.121	
Team CraveFPV	6	17	20:03.392		1	1	4	15.398	15.398	
Team Lumenier	7	16	6:33.787		1	2	3	15.342	15.342	
Team Flite Test	8	6	12:18.797		1	2	4	15.574	15.574	

ThunderDrone 500

Top Qualifier is Team Detroit Multirotor 60/18:13.723 (Rnd 1)

Practice Heat - 3

Thunderdrone 500 at F3Expo



3


Ser#50818 11/13/2015

Sponsor	Driver Name	Car	Pos	Laps	Race Time	Behind	Fast	Average Top 5	10	15	Q#
	Team ReadyMadeRC	5	1	51	20:22.307		13.759	10.992	11.779	12.346	3
	The Fat Shark Eh Team	8	2	47	18:10.635		15.734	15.924	16.005	16.070	4
	Team Xhover	7	3	45	18:15.748		13.620	13.880	14.182	14.514	5
	Team DRC	6	4	0							12

1	2	3	4	5	6	7	8	9	10
				Team ReadyMadeRC	Team DRC	Team Xhover	The Fat Shark Eh Tea		
1.				1/21.874		3/216.456	2/24.545		
2.				N/A		N/A	N/A		
3.				2/30.301		3/17.356	1/16.149		
				1/0:21.8		-10/0:25.5	0/0:08.4		
4.				2/15.518		3/15.922	1/16.318		
				1/0:21.8		-11/0:16.8	0/0:08.3		
5.				2/15.190		3/15.721	1/16.254		
				0/0:01.5		-11/0:20.4	0/0:08.3		
6.				2/15.766		3/15.786	1/16.254		
				0/0:02.6		-11/0:22.1	0/0:08.3		
7.				2/15.750		3/15.109	1/16.425		
				0/0:03.3		-11/0:24.7	0/0:08.2		
8.				2/15.734		3/15.699	1/16.378		
				0/0:03.8		-11/0:25.2	0/0:08.2		
9.				2/15.797		3/15.939	1/16.542		
				0/0:04.1		-11/0:25.2	0/0:08.2		
10.				2/15.814		3/15.625	1/16.335		
				0/0:04.3		-11/0:25.7	0/0:08.2		
11.				3/314.238		2/18.999	1/16.525		
				1/0:21.8		-11/0:21.5	0/0:08.1		
12.				3/6.048		2/16.480	1/16.550		
				1/0:21.8		-11/0:21.2	0/0:08.1		
13.				3/14.302		2/16.181	1/126.159		
				1/0:21.8		-11/0:21.3	1/0:24.5		
14.				3/36.987		2/16.613	1/16.030		
				1/0:21.8		-11/0:21.0	1/0:24.5		
15.				3/15.110		2/16.334	1/16.086		
				1/0:21.8		-11/0:20.9	1/0:24.5		
16.				3/15.493		2/16.252	1/16.190		
				1/0:21.8		-11/0:21.0	0/0:00.3		
17.				3/15.447		2/58.803	1/16.389		
				1/0:21.8		-9/0:25.2	0/0:00.9		
18.				3/16.029		2/15.404	1/16.206		
				1/0:21.8		-9/0:27.5	0/0:01.3		
19.				3/15.670		2/15.195	1/16.454		
				1/0:21.8		-9/0:29.7	0/0:01.7		
20.				3/15.350		2/15.586	1/16.408		
				1/0:21.8		-9/0:31.4	0/0:02.1		
21.				3/15.886		2/15.272	1/16.306		
				1/0:21.8		-9/0:33.1	0/0:02.4		
22.				3/40.287		2/15.474	1/16.408		
				1/0:21.8		-9/0:34.5	0/0:02.7		
23.				3/15.330		2/15.012	1/16.533		
				1/0:21.8		-10/0:18.0	0/0:02.9		
24.				3/15.270		2/15.106	1/16.430		
				1/0:21.8		-10/0:19.5	0/0:03.2		
25.				3/15.038		2/15.209	1/16.557		
				1/0:21.8		-10/0:20.8	0/0:03.4		
26.				3/14.966		2/39.016	1/84.021		
				1/0:21.8		-9/0:29.7	0/0:00.7		
27.				3/15.190		2/15.725	1/16.801		
				1/0:21.8		-9/0:30.9	0/0:01.0		
28.				3/15.421		2/17.151	1/16.963		
				1/0:21.8		-9/0:31.4	0/0:01.3		
29.				3/15.262		2/16.038	1/16.718		
				1/0:21.8		-9/0:32.3	0/0:01.5		
30.				3/15.350		2/14.503	1/16.597		
				1/0:21.8		-9/0:33.7	0/0:01.7		

	1	2	3	4	5	6	7	8	9	10
					Team ReadyMadeRC	Team DRC	Team Xhover	The Fat Shark Eh Team		
30.					3/15.559 1/0:21.8		2/14.179 -9/0:35.1	1/16.846 0/0:01.9		
31.					3/15.897 1/0:21.8		2/14.380 -10/0:18.4	1/16.774 0/0:02.1		
32.					3/38.727 1/0:21.8		2/14.021 -10/0:19.8	1/16.862 0/0:02.3		
33.					3/14.255 1/0:21.8		2/14.350 -10/0:21.0	1/16.870 0/0:02.5		
34.					3/14.198 1/0:21.8		2/13.694 -10/0:22.4	1/17.062 0/0:02.6		
35.					3/28.179 1/0:21.8		[1/13.620] -10/0:23.7	2/121.096 1/0:24.5		
36.					[3/13.759] 1/0:21.8		1/14.104 -10/0:24.7	2/15.973 0/0:00.0		
37.					3/13.782 1/0:21.8		1/13.961 -10/0:25.8	2/15.903 0/0:00.2		
38.					3/27.598 1/0:21.8		1/53.303 -9/0:33.4	2/15.980 0/0:00.4		
39.					3/33.617 1/0:21.8		1/21.858 -9/0:32.5	[2/15.734] 0/0:00.7		
40.					3/12.863 1/0:21.8		1/17.521 -9/0:32.7	2/16.038 0/0:00.9		
41.					3/12.804 1/0:21.8		1/17.148 -9/0:33.0	2/16.231 0/0:01.0		
42.					3/12.249 1/0:21.8		1/18.088 -9/0:33.1	2/16.053 0/0:01.2		
43.					3/12.222 1/0:21.8		1/17.831 -9/0:33.2	2/16.190 0/0:01.4		
44.					3/12.638 1/0:21.8		1/17.859 -9/0:33.3	2/16.102 0/0:01.5		
45.					2/12.535 1/0:21.8		3/91.865 -8/0:36.6	1/16.190 0/0:01.7		
46.					2/12.126 1/0:21.8			1/16.270 0/0:01.8		
47.					2/12.374 1/0:21.8			1/46.930 0/0:01.3		
48.					1/12.314 1/0:21.8					
49.					1/12.548 1/0:21.8					
50.					1/12.733 1/0:21.8					
51.					1/29.741 1/0:21.8					
52.					1/35.171 1/0:21.8					

	Top Qualifiers	Qual#	Laps	Race Time	Behind	Rnd	Race	Pos In Race	Fast Lap	Best 1 Consecutive
	Team Detroit Multirotor	1	60	18:13.723		1	2	1	14.437	14.437
	Team Immersion RC	2	54	18:43.950		1	2	2	15.126	15.126
	Team ReadyMadeRC	3	51	20:22.307		1	3	1	13.759	13.759
	The Fat Shark Eh Team	4	47	18:10.635		1	3	2	15.734	15.734
	Team Xhover	5	45	18:15.748		1	3	3	13.620	13.620
	Team America FPV	6	21	13:12.600		1	1	1	16.111	16.111
	Team VooDoo	7	21	20:21.016	428.416	1	1	2	13.813	13.813
	Team Horizon Hobby	8	19	19:12.841		1	1	3	17.121	17.121
	Team CraveFPV	9	17	20:03.392		1	1	4	15.398	15.398
	Team Lumenier	10	16	6:33.787		1	2	3	15.342	15.342
	Team Flite Test	11	6	12:18.797		1	2	4	15.574	15.574
	Team DRC	12	0			1	3	4		



ThunderDrone 500

Top Qualifier is Team Detroit Multirotor 60/18:13.723 (Rnd 1)

+ Qualifier Heat - 1

Thunderdrone 500 at F3Expo



1


Ser#50818 11/13/2015

Sponsor	Driver Name	Car	Pos	Laps	Race Time	Behind	Fast	Average Top 5	10	15	Q#
	Team VooDoo	6	1	47	15:10.934		13.254	13.096	13.355	13.589	4
	Team America FPV	8	2	46	15:00.571		13.070	13.196	13.441	13.974	6
	Team Flite Test	4	3	41	14:47.686		17.006	15.343	16.373	16.844	8
	Team Horizon Hobby	5	4	41	15:06.758	19.072	15.423	15.555	15.696	15.892	9
	Team CraveFPV	7	5	26	15:06.134		13.517	13.916	14.542	14.965	10
	Team Lumenier	3	6	0							

1	2	3	4	5	6	7	8	9	10
		Team Lumenier	Team Flite Test	Team Horizon Hobby	Team VooDoo	Team CraveFPV	Team America FPV		
1.			4/30.744 N/A	3/28.443 N/A	2/28.235 N/A	1/16.374 N/A	5/31.142 N/A		
2.			5/27.437 0/0:03.3	2/16.790 0/0:11.6	3/18.192 0/0:10.0	1/18.885 1/0:16.3	4/16.870 0/0:14.2		
3.			5/8.598 0/0:12.7	2/16.253 0/0:11.9	3/18.243 0/0:10.0	1/13.755 0/0:00.0	4/17.262 0/0:14.0		
4.			[5/17.006] 0/0:13.0	2/15.790 0/0:12.1	4/18.413 0/0:09.9	1/12.752 0/0:01.2	3/16.910 0/0:14.1		
5.			5/17.598 0/0:13.0	[2/15.423] 0/0:12.3	4/17.203 0/0:10.2	[1/13.517] 0/0:01.6	3/16.813 0/0:14.1		
6.			4/18.717 0/0:12.8	2/15.510 0/0:12.4	5/89.119 1/0:28.2	1/15.057 0/0:01.5	3/17.190 0/0:14.1		
7.			2/17.758 0/0:12.8	1/15.942 0/0:12.4	5/14.303 1/0:28.2	3/61.188 1/0:16.3	4/50.961 0/0:08.4		
8.			1/18.373 0/0:12.8	2/45.668 0/0:08.2	5/15.094 0/0:01.0	3/20.495 1/0:16.3	4/13.471 0/0:09.7		
9.			1/18.967 0/0:12.6	2/16.331 0/0:08.7	5/15.486 0/0:02.4	4/22.527 1/0:16.3	[3/13.070] 0/0:10.8		
10.			1/18.037 0/0:12.6	2/16.910 0/0:09.0	5/28.628 0/0:02.1	4/21.876 1/0:16.3	3/13.302 0/0:11.6		
11.			1/17.022 0/0:12.7	2/16.306 0/0:09.3	5/16.318 0/0:03.1	4/22.012 1/0:16.3	3/13.822 0/0:12.1		
12.			1/17.966 0/0:12.7	3/16.265 0/0:09.6	5/15.885 0/0:03.9	4/23.552 1/0:16.3	2/13.231 0/0:12.6		
13.			1/18.957 0/0:12.7	2/17.366 0/0:09.7	4/15.190 0/0:04.7	5/98.352 1/0:16.3	3/70.334 0/0:08.3		
14.			1/17.854 0/0:12.7	2/37.427 0/0:08.2	4/16.414 0/0:05.2	5/15.179 1/0:16.3	3/15.926 0/0:08.8		
15.			1/17.333 0/0:12.7	2/16.278 0/0:08.5	4/34.092 0/0:04.4	5/14.791 1/0:16.3	3/15.918 0/0:09.3		
16.			1/18.006 0/0:12.7	2/16.627 0/0:08.7	4/13.686 0/0:05.1	5/15.419 1/0:16.3	3/15.558 0/0:09.7		
17.			1/17.070 0/0:12.8	2/16.361 0/0:08.9	4/13.702 0/0:05.7	5/15.382 1/0:16.3	3/15.214 0/0:10.1		
18.			2/50.193 0/0:10.9	1/16.605 0/0:09.1	4/13.447 0/0:06.2	5/15.555 1/0:16.3	3/15.294 0/0:10.4		
19.			2/18.878 0/0:10.9	1/15.742 0/0:09.3	4/13.445 0/0:06.7	5/15.559 1/0:16.3	3/15.174 0/0:10.7		
20.			2/18.653 0/0:11.0	1/16.310 0/0:09.5	4/28.269 0/0:06.3	5/15.209 1/0:16.3	3/15.375 0/0:11.0		
21.			2/18.198 0/0:11.1	1/16.406 0/0:09.6	4/16.310 0/0:06.6	5/15.007 1/0:16.3	3/15.525 0/0:11.2		
22.			2/18.600 0/0:11.1	1/32.500 0/0:08.9	4/15.398 0/0:06.9	5/14.767 1/0:16.3	3/15.957 0/0:11.4		
23.			2/18.315 0/0:11.2	1/15.445 0/0:09.1	4/16.414 0/0:07.1	5/15.409 1/0:16.3	3/43.858 0/0:10.3		
24.			2/18.141 0/0:11.2	1/15.710 0/0:09.3	4/16.046 0/0:07.3	5/357.209 1/0:16.3	3/18.954 0/0:10.4		
25.			2/18.471 0/0:11.3	1/15.686 0/0:09.4	3/15.445 0/0:07.6	5/19.182 1/0:16.3	4/17.426 0/0:10.5		
26.			2/17.892 0/0:11.3	1/16.902 0/0:09.5	4/31.348 0/0:07.1	5/17.124 1/0:16.3	3/17.830 0/0:10.6		
27.			2/17.438 0/0:11.4	1/17.149 0/0:09.6	[4/13.254] 0/0:07.4		3/17.502 0/0:10.8		

	1	2	3	4	5	6	7	8	9	10
			Team Lumenier	Team Flite Test	Team Horizon Hobby	Team VooDoo	Team CraveFPV	Team America FPV		
28.			2/17.422 0/0:11.5	1/16.750 0/0:09.6	4/13.623 0/0:07.7			3/16.470 0/0:10.9		
29.			1/17.465 0/0:11.5	4/90.012 0/0:07.1	3/13.734 0/0:07.9			2/16.028 0/0:11.0		
30.			1/17.019 0/0:11.6	4/17.526 0/0:07.2	3/33.091 0/0:07.5			2/16.062 0/0:11.2		
31.			1/17.357 0/0:11.7	4/17.686 0/0:07.3	3/15.558 0/0:07.7			2/16.705 0/0:11.3		
32.			1/17.829 0/0:11.7	4/17.685 0/0:07.4	3/17.829 0/0:07.8			2/19.562 0/0:11.3		
33.			4/116.513 0/0:08.7	3/33.316 0/0:07.1	1/17.518 0/0:07.9			2/46.878 0/0:10.5		
34.			4/19.413 0/0:08.7	3/33.595 0/0:06.7	1/15.942 0/0:08.0			2/16.826 0/0:10.6		
35.			3/18.598 0/0:08.8	4/48.570 0/0:05.9	1/16.102 0/0:08.1			2/16.974 0/0:10.7		
36.			3/18.917 0/0:08.9	4/17.664 0/0:06.0	2/32.684 0/0:07.7			1/16.246 0/0:10.8		
37.			3/18.718 0/0:09.0	4/15.828 0/0:06.2	1/11.998 0/0:08.0			2/16.351 0/0:10.9		
38.			3/18.501 0/0:09.1	4/16.414 0/0:06.4	1/13.335 0/0:08.2			2/16.597 0/0:11.0		
39.			3/18.693 0/0:09.2	4/31.076 0/0:06.1	1/13.949 0/0:08.3			2/16.526 0/0:11.1		
40.			3/19.398 0/0:09.2	4/15.887 0/0:06.3	1/27.965 0/0:08.1			2/27.803 0/0:10.9		
41.			3/19.621 0/0:09.3	4/16.604 0/0:06.4	1/14.230 0/0:08.3			2/14.135 0/0:11.0		
42.					1/14.310 0/0:08.4			2/13.214 0/0:11.2		
43.					1/14.062 0/0:08.5			2/13.567 0/0:11.4		
44.					1/13.574 0/0:08.7			2/13.165 0/0:11.5		
45.					1/13.486 0/0:08.8			2/14.070 0/0:11.6		
46.					1/15.215 0/0:08.9			2/13.503 0/0:11.8		
47.					1/15.150 0/0:09.0					

	Top Qualifiers	Qual#	Laps	Race Time	Behind	Rnd	Race	Pos In Race	Fast Lap	Best 1	Consecutive
	Team Detroit Multirotor	1	60	18:13.723		1	2	1	14.437	14.437	
	Team Immersion RC	2	54	18:43.950		1	2	2	15.126	15.126	
	Team ReadyMadeRC	3	51	20:22.307		1	3	1	13.759	13.759	
	Team VooDoo	4	47	15:10.934		2	1	1	13.254	13.254	
	The Fat Shark Eh Team	5	47	18:10.635	179.701	1	3	2	15.734	15.734	
	Team America FPV	6	46	15:00.571		2	1	2	13.070	13.070	
	Team Xhover	7	45	18:15.748		1	3	3	13.620	13.620	
	Team Flite Test	8	41	14:47.686		2	1	3	17.006	17.006	
	Team Horizon Hobby	9	41	15:06.758	19.072	2	1	4	15.423	15.423	
	Team CraveFPV	10	26	15:06.134		2	1	5	13.517	13.517	
	Team Lumenier	11	16	6:33.787		1	2	3	15.342	15.342	
	Team DRC	12	0			1	3	4			



ThunderDrone 500

Top Qualifier is Team VooDoo 47/15:10.934 (Rnd 2)

Qualifier Heat - 2

Thunderdrone 500 at F3Expo



2

Ser#50818 11/13/2015

Sponsor	Driver Name	Car	Pos	Laps	Race Time	Behind	Fast	Average Top 5	10	15	Q#
	Team ReadyMadeRC	6	1	57	15:24.901		12.268	9.953	11.290	11.927	1
	Team Detroit Multirotor	8	2	52	15:11.913		14.030	14.347	14.601	14.738	2
	Team Immersion RC	7	3	48	15:09.586		14.135	14.218	14.365	14.511	3
	The Fat Shark Eh Team	5	4	44	15:24.948		12.430	7.523	10.157	11.113	6
	Team Xhover	4	5	24	10:58.565		13.205	13.780	14.406	14.827	10
	Team DRC	3	6	16	15:24.238		16.076	17.178	18.921	54.780	11

1	2	3	4	5	6	7	8	9	10
		Team DRC	Team Xhover	Fat Shark Eh Team	Team ReadyMadeRC	Team Immersion RC	Team Detroit Multirotor		
1.		6/102.531 N/A	5/27.010 N/A	1/17.548 N/A	2/20.460 N/A	4/22.935 N/A	3/21.320 N/A		
2.		6/17.246 -3/0:33.5	5/16.461 0/0:10.5	1/12.519 0/0:05.0	2/14.950 0/0:05.5	4/15.159 0/0:07.7	3/14.144 0/0:07.1		
3.		6/32.820 -2/0:27.4	5/15.926 0/0:10.8	[1/12.430] 0/0:05.0	3/15.084 0/0:05.4	4/14.534 0/0:08.0	2/14.972 0/0:06.7		
4.		6/16.902 -2/0:35.5	5/16.006 0/0:10.8	1/12.846 0/0:04.9	3/15.640 0/0:05.2	4/14.358 0/0:08.2	2/15.358 0/0:06.4		
5.		[6/16.076] -2/0:40.2	5/15.598 0/0:11.0	1/12.775 0/0:04.9	3/15.416 0/0:05.1	4/14.702 0/0:08.2	2/14.909 0/0:06.4		
6.		6/17.358 -3/0:22.2	5/15.638 0/0:11.0	1/13.094 0/0:04.8	4/14.963 0/0:05.2	3/14.749 0/0:08.2	2/14.919 0/0:06.4		
7.		6/298.633 0/0:36.0	5/15.206 0/0:11.2	1/12.442 0/0:04.8	2/0.144 0/0:07.7	4/14.311 0/0:08.2	[3/14.030] 0/0:06.5		
8.		6/31.139 0/0:41.0	5/14.950 0/0:11.3	1/12.803 0/0:04.8	2/15.422 0/0:07.3	4/14.766 0/0:08.2	3/14.878 0/0:06.5		
9.		6/19.567 0/0:46.3	5/51.426 0/0:06.8	1/12.886 0/0:04.8	2/15.511 0/0:07.0	4/15.678 0/0:08.1	3/15.208 0/0:06.5		
10.		6/18.597 0/0:50.4	[5/13.205] 0/0:07.6	1/12.694 0/0:04.8	2/15.575 0/0:06.8	4/15.342 0/0:08.0	3/15.668 0/0:06.4		
11.		6/18.757 0/0:53.8	5/13.662 0/0:08.2	1/12.834 0/0:04.8	2/15.437 0/0:06.6	4/15.626 0/0:08.0	3/15.358 0/0:06.3		
12.		6/19.398 0/0:56.4	5/13.790 0/0:08.6	1/12.875 0/0:04.8	2/15.518 0/0:06.4	4/40.750 0/0:05.6	3/14.862 0/0:06.3		
13.		6/71.582 0/0:54.3	5/16.054 0/0:08.8	1/13.067 0/0:04.7	2/15.710 0/0:06.3	4/17.374 0/0:05.6	3/15.086 0/0:06.3		
14.		6/198.326 0/0:42.8	5/20.469 0/0:08.6	1/0.091 0/0:05.7	2/25.837 0/0:05.4	4/16.390 0/0:05.7	3/15.838 0/0:06.3		
15.		6/18.309 0/0:45.7	5/46.035 0/0:06.6	1/13.214 0/0:05.6	2/12.558 0/0:05.6	4/16.406 0/0:05.7	3/14.622 0/0:06.3		
16.		6/26.997 0/0:47.7	5/13.437 0/0:07.1	1/13.894 0/0:05.5	2/12.566 0/0:05.7	4/16.342 0/0:05.8	3/15.062 0/0:06.3		
17.			5/107.595 0/0:01.6	1/18.597 0/0:05.1	2/12.526 0/0:05.9	4/15.886 0/0:05.9	3/15.422 0/0:06.2		
18.			5/15.974 0/0:02.2	1/33.092 0/0:03.8	2/12.766 0/0:06.0	4/15.782 0/0:05.9	3/15.318 0/0:06.2		
19.			5/15.015 0/0:02.7	1/14.495 0/0:03.8	2/12.721 0/0:06.1	4/49.528 0/0:04.1	3/15.262 0/0:06.2		
20.			4/135.109 1/0:27.0	1/14.574 0/0:03.7		3/16.846 0/0:04.2	2/14.981 0/0:06.2		
21.			5/15.045 1/0:27.0	1/14.889 0/0:03.7		4/15.798 0/0:04.4	3/15.270 0/0:06.2		
22.			5/15.126 1/0:27.0	1/13.978 0/0:03.7	2/63.277 0/0:05.1	4/15.206 0/0:04.5	3/14.711 0/0:06.2		
23.			5/15.022 1/0:27.0	1/14.439 0/0:03.7	3/31.892 0/0:04.3	4/14.974 0/0:04.7	2/15.317 0/0:06.2		
24.			5/14.806 1/0:27.0	1/14.278 0/0:03.6	3/14.622 0/0:04.4	4/15.486 0/0:04.8	2/15.383 0/0:06.2		
25.				1/14.310 0/0:03.6	2/14.718 0/0:04.5	4/15.806 0/0:04.9	3/68.855 0/0:04.0		
26.				1/15.150 0/0:03.6	2/14.342 0/0:04.5	4/39.459 0/0:04.0	3/15.310 0/0:04.0		
27.				1/15.166 0/0:03.5	2/13.999 0/0:04.6	4/14.246 0/0:04.2	3/16.566 0/0:04.1		

	1	2	3	4	5	6	7	8	9	10
			Team DRC	Team Xhover	Fat Shark Eh Team	ReadyMadeRC	Immersion RC	Detroit Multirotor		
28.					1/15.470 0/0:03.5	2/14.389 0/0:04.6	4/14.646 0/0:04.4	3/15.997 0/0:04.1		
29.					1/15.613 0/0:03.4	2/14.462 0/0:04.7	4/14.247 0/0:04.5	3/16.821 0/0:04.1		
30.					1/16.814 0/0:03.3	2/14.494 0/0:04.7	4/14.565 0/0:04.6	3/16.086 0/0:04.2		
31.					4/216.684 1/0:17.5	1/48.618 0/0:03.6	3/14.150 0/0:04.8	2/16.062 0/0:04.2		
32.					4/16.726 1/0:17.5	1/15.054 0/0:03.7	3/15.454 0/0:04.9	2/16.182 0/0:04.2		
33.					4/0.131 1/0:17.5	1/15.449 0/0:03.7	3/14.462 0/0:05.0	2/16.054 0/0:04.3		
34.					4/16.085 1/0:17.5	1/15.226 0/0:03.8	[3/14.135] 0/0:05.1	2/16.366 0/0:04.3		
35.					4/82.122 1/0:17.5	1/15.535 0/0:03.8	3/14.822 0/0:05.2	2/16.335 0/0:04.3		
36.					4/14.479 1/0:17.5	1/15.181 0/0:03.9	3/56.824 0/0:04.1	2/16.003 0/0:04.3		
37.					4/14.642 1/0:17.5	1/15.551 0/0:03.9	3/16.032 0/0:04.1	2/16.272 0/0:04.3		
38.					4/15.106 1/0:17.5	1/15.750 0/0:03.9	3/15.460 0/0:04.2	2/16.070 0/0:04.4		
39.					4/18.293 1/0:17.5	1/15.390 0/0:03.9	3/15.206 0/0:04.3	2/16.222 0/0:04.4		
40.					4/18.422 1/0:17.5	1/16.542 0/0:03.9	3/15.597 0/0:04.4	2/18.565 0/0:04.3		
41.					4/17.733 1/0:17.5	1/15.686 0/0:03.9	3/15.394 0/0:04.5	2/16.998 0/0:04.3		
42.					4/17.142 1/0:17.5	1/14.342 0/0:04.0	3/15.634 0/0:04.5	2/17.302 0/0:04.3		
43.					4/17.430 1/0:17.5	1/15.981 0/0:04.0	3/15.766 0/0:04.6	2/16.150 0/0:04.3		
44.					4/31.076 1/0:17.5	1/29.300 0/0:03.7	3/48.450 0/0:03.9	2/16.821 0/0:04.3		
45.						1/12.527 0/0:03.8	3/17.230 0/0:03.9	2/16.558 0/0:04.4		
46.						1/12.456 0/0:03.9	3/17.118 0/0:04.0	2/16.413 0/0:04.4		
47.						[1/12.268] 0/0:04.0	3/16.127 0/0:04.0	2/16.574 0/0:04.4		
48.						1/12.369 0/0:04.1	3/19.828 0/0:04.0	2/38.963 0/0:03.9		
49.						1/12.996 0/0:04.1		2/15.232 0/0:04.0		
50.						1/13.062 0/0:04.2		2/14.468 0/0:04.0		
51.						1/13.462 0/0:04.3		2/14.470 0/0:04.1		
52.						1/12.999 0/0:04.3		2/14.950 0/0:04.1		
53.						1/13.662 0/0:04.4				
54.						1/13.479 0/0:04.4				
55.						1/13.909 0/0:04.5				
56.						1/19.397 0/0:04.4				
57.						1/23.711 0/0:04.3				

	Top Qualifiers	Qual#	Laps	Race Time	Behind	Rnd	Race	Pos In Race	Fast Lap	Best 1 Consecutive
	Team ReadyMadeRC	1	57	15:24.901		2	2	1	12.268	12.268
	Team Detroit Multirotor	2	52	15:11.913		2	2	2	14.030	14.030
	Team Immersion RC	3	48	15:09.586		2	2	3	14.135	14.135
	Team VooDoo	4	47	15:10.934		2	1	3		
	Team America FPV	5	46	15:00.571		2	1	1		
	The Fat Shark Eh Team	6	44	15:24.948		2	2	4	12.430	12.430
	Team Flite Test	7	41	14:07.686		2	1	6		
	Team Horizon Hobby	8	41	15:06.758	59.072	2	1	4		
	Team CraveFPV	9	25	15:06.134		2	1	2		
	Team Xhover	10	24	10:58.565		2	2	5	13.205	13.205
	Team DRC	11	16	15:24.238		2	2	6	16.076	16.076

ThunderDrone 500 (B Main)

LAST CHANCE QUALIFIER

Round 3

Top Qualifier is Team ReadyMadeRC 57/15:24.901 (Rnd 2)

Thunderdrone 500 at F3Expo



2

Ser#50818 11/13/2015


Sponsor	Driver Name	Car	Pos	Laps	Race Time	Behind	Fast	Average Top 5	10	15	Q#
	Team America FPV	3	1	51	15:09.009		13.352	13.560	13.819	14.066	5
	Team Horizon Hobby	6	2	40	14:24.524		14.434	14.525	14.695	14.829	8
	Team Flite Test	5	3	38	15:07.903		14.269	15.007	15.370	15.739	7
	Team CraveFPV	7	4	10	4:29.367		14.048	14.635			
	The Fat Shark Eh Team	4	5	10	5:28.706	59.339	9.008	10.929			6
	Team Xhover	8	6	0							10

1 2 3 4 5 6 7 8 9 10

Team America FPV Fat Shark Eh Team Team Flite Test Team Horizon Hobby Team CraveFPV Team Xhover

1.		3/25.381 N/A	5/209.154 N/A	4/26.004 N/A	1/22.254 N/A	2/24.242 N/A					
2.		3/16.494 0/0:08.8	[5/9.008] -21/0:11.0	4/16.189 0/0:09.8	1/15.204 0/0:07.0	2/15.860 0/0:08.3					
3.		4/16.779 0/0:08.7	5/14.028 -16/0:13.3	3/16.160 0/0:09.8	1/14.887 0/0:07.2	2/14.511 0/0:09.0					
4.		4/16.185 0/0:08.8	5/0.081 -25/0:08.8	3/15.572 0/0:10.0	1/15.094 0/0:07.1	[2/14.048] 0/0:09.4					
5.		4/16.262 0/0:08.9	5/15.949 -19/0:13.8	3/15.518 0/0:10.1	1/14.831 0/0:07.2	2/14.572 0/0:09.4					
6.		3/29.629 0/0:06.3	5/15.897 -17/0:11.2	4/47.698 0/0:03.7	1/15.060 0/0:07.2	2/14.183 0/0:09.6					
7.		2/13.766 0/0:07.1	5/16.355 -15/0:18.9	3/15.902 0/0:04.8	1/16.190 0/0:07.0	4/56.018 0/0:02.7					
8.		2/14.061 0/0:07.7	5/16.222 -14/0:21.5	3/15.718 0/0:05.6	1/30.060 0/0:04.9	4/16.707 0/0:03.3					
9.		2/13.615 0/0:08.2	5/16.382 -14/0:14.2	3/17.286 0/0:05.9	1/14.556 0/0:05.2	4/18.102 0/0:03.7					
10.		[2/13.352] 0/0:08.6	5/15.630 -13/0:23.1	3/17.765 0/0:06.2	1/14.497 0/0:05.5	4/81.124 1/0:24.2					
11.		2/13.685 0/0:08.9		3/17.658 0/0:06.4	1/14.657 0/0:05.7						
12.		2/13.461 0/0:09.2		3/17.834 0/0:06.6	1/14.482 0/0:05.9						
13.		1/14.697 0/0:09.3		2/17.405 0/0:06.7	3/73.775 0/0:01.1						
14.		1/14.795 0/0:09.4		3/107.602 1/0:26.0	2/15.151 0/0:01.6						
15.		1/37.980 0/0:07.8		3/18.030 0/0:00.5	2/15.292 0/0:01.9						
16.		1/14.853 0/0:08.0		3/18.333 0/0:01.0	2/15.190 0/0:02.3						
17.		1/14.511 0/0:08.2		3/17.854 0/0:01.4	2/15.822 0/0:02.5						
18.		1/14.549 0/0:08.3		3/17.557 0/0:01.8	2/15.982 0/0:02.7						
19.		1/15.063 0/0:08.5		3/17.367 0/0:02.2	2/16.894 0/0:02.9						
20.		1/14.523 0/0:08.6		3/17.573 0/0:02.5	2/37.499 0/0:01.9						
21.		1/14.760 0/0:08.7		3/17.134 0/0:02.8	2/16.590 0/0:02.1						
22.		1/14.922 0/0:08.8		3/17.253 0/0:03.1	2/16.140 0/0:02.3						
23.		1/14.652 0/0:08.8		3/56.290 0/0:01.6	2/15.827 0/0:02.5						
24.		1/14.973 0/0:08.9		3/20.084 0/0:01.8	2/15.806 0/0:02.7						
25.		1/35.553 0/0:08.1		3/19.485 0/0:02.0	2/15.883 0/0:02.8						
26.		1/17.761 0/0:08.1		3/19.885 0/0:02.1	2/16.117 0/0:02.9						
27.		1/16.476 0/0:08.1		3/61.390 0/0:00.7	2/36.469 0/0:02.3						

	1	2	3	4	5	6	7	8	9	10
			Team America FPV's Fat Shark Eh Tee		Team Flite Test	Team Horizon Hobby	Team CraveFPV	Team Xhover		
28.			1/15.814 0/0:08.2		3/51.652 1/0:26.0	2/15.160 0/0:02.5				
29.			1/15.479 0/0:08.2		3/16.822 0/0:00.1	2/15.355 0/0:02.6				
30.			1/15.701 0/0:08.3		3/15.086 0/0:00.4	2/15.821 0/0:02.7				
31.			1/16.071 0/0:08.3		3/15.905 0/0:00.8	2/16.758 0/0:02.8				
32.			1/16.422 0/0:08.3		3/15.563 0/0:01.1	2/17.014 0/0:02.9				
33.			1/45.467 0/0:07.4		[3/14.269] 0/0:01.4	2/44.695 0/0:02.1				
34.			1/17.131 0/0:07.5		3/14.686 0/0:01.7	2/14.882 0/0:02.3				
35.			1/17.323 0/0:07.5		3/32.244 0/0:01.5	2/15.021 0/0:02.4				
36.			1/16.905 0/0:07.5		3/15.478 0/0:01.7	2/14.943 0/0:02.6				
37.			1/16.854 0/0:07.5		3/16.078 0/0:01.9	2/14.777 0/0:02.7				
38.			1/38.339 0/0:07.0		3/17.574 0/0:02.1	2/15.411 0/0:02.8				
39.			1/13.960 0/0:07.1			2/110.044 0/0:00.4				
40.			1/13.685 0/0:07.2			[2/14.434] 0/0:00.6				
41.			1/14.094 0/0:07.3							
42.			1/14.533 0/0:07.4							
43.			1/14.998 0/0:07.5							
44.			1/28.797 0/0:07.2							
45.			1/14.549 0/0:07.3							
46.			1/14.727 0/0:07.4							
47.			1/14.965 0/0:07.4							
48.			1/14.926 0/0:07.5							
49.			1/15.240 0/0:07.6							
50.			1/15.013 0/0:07.6							
51.			1/15.278 0/0:07.7							



ThunderDrone 500 (A Main)

+ CHAMPIONSHIP RACE

Round **3**

Top Qualifier is Team ReadyMadeRC 57/15:24.901 (Rnd 2)

Thunderdrone 500 at F3Expo



3

Ser#50818 11/13/2015

Sponsor	Driver Name	Car	Pos	Laps	Race Time	Behind	Fast	Average Top 5	10	15	Q#
	Team ReadyMadeRC	4	1	100	25:17.240		12.126	9.729	11.002	11.469	1
	Team Detroit Multirotor	5	2	95	24:46.414		13.863	0.147	7.146	9.560	2
	Team Immersion RC	6	3	86	25:21.281		14.104	11.345	12.828	13.378	3
	Team VooDoo	7	4	51	15:54.121		12.806	12.957	13.073	13.166	4
	Team America FPV	8	5	38	16:21.749		13.247	13.679	14.008	14.336	Bump

1	2	3	4	5	6	7	8	9	10	
			Team ReadyMadeRC	Team Detroit Multirotor	Team Immersion RC	Team VooDoo	Team America FPV			
1.			1/20.423	3/20.914	4/25.240	2/20.525	5/25.568			
			N/A	N/A	N/A	N/A	N/A			
2.			3/15.518	2/14.336	4/16.974	1/14.654	5/17.427			
			0/0:04.9	0/0:06.5	0/0:08.2	0/0:05.8	0/0:08.1			
3.			3/15.170	1/0.101	4/16.670	2/14.727	5/17.358			
			0/0:05.0	0/0:13.6	0/0:08.4	0/0:05.8	0/0:08.1			
4.			3/15.138	1/14.255	4/16.374	2/14.147	5/17.023			
			0/0:05.1	0/0:11.3	0/0:08.5	0/0:06.0	0/0:08.2			
5.			4/15.494	3/14.453	5/16.310	2/14.080	6/17.219			
			0/0:05.0	0/0:10.1	0/0:08.6	0/0:06.1	0/0:08.3			
6.			2/15.399	1/14.735	3/16.437	4/103.706	5/111.693			
			0/0:05.0	0/0:09.3	0/0:08.6	1/0:20.5	1/0:25.5			
7.			2/15.548	1/14.509	3/16.318	4/13.645	5/14.619			
			0/0:05.0	0/0:08.8	0/0:08.7	1/0:20.5	1/0:25.5			
8.			2/15.503	1/14.694	3/34.676	4/13.784	5/14.253			
			0/0:05.0	0/0:08.4	0/0:06.1	1/0:20.5	1/0:25.5			
9.			2/15.534	1/14.623	3/14.278	4/13.999	5/13.694			
			0/0:05.0	0/0:08.2	0/0:06.7	1/0:20.5	1/0:25.5			
10.			2/15.310	1/14.759	3/15.222	4/28.817	5/13.993			
			0/0:05.0	0/0:07.9	0/0:07.0	1/0:20.5	1/0:25.5			
11.			1/0.040	2/14.540	3/14.886	4/13.716	5/14.336			
			0/0:06.5	0/0:07.8	0/0:07.4	1/0:20.5	0/0:00.4			
12.			1/16.006	2/14.554	3/14.558	4/13.395	5/15.157			
			0/0:06.3	0/0:07.6	0/0:07.7	1/0:20.5	0/0:01.3			
13.			2/25.054	1/14.563	3/14.790	4/13.302	5/88.577			
			0/0:05.4	0/0:07.5	0/0:07.9	1/0:20.5	1/0:25.5			
14.			2/12.141	1/14.534	3/14.206	4/13.046	5/15.911			
			0/0:05.6	0/0:07.4	0/0:08.1	1/0:20.5	1/0:25.5			
15.			2/12.739	1/14.758	3/14.695	4/13.094	5/15.245			
			0/0:05.8	0/0:07.3	0/0:08.3	1/0:20.5	1/0:25.5			
16.			1/12.658	2/14.783	3/14.913	4/14.438	5/14.958			
			0/0:05.9	0/0:07.3	0/0:08.4	1/0:20.5	1/0:25.5			
17.			[1/12.126]	2/14.950	3/14.650	4/37.116	5/15.118			
			0/0:06.0	0/0:07.2	0/0:08.6	1/0:20.5	1/0:25.5			
18.			1/12.318	2/14.836	3/14.382	4/13.494	5/14.918			
			0/0:06.2	0/0:07.1	0/0:08.7	1/0:20.5	0/0:00.1			
19.			1/12.327	2/14.815	3/14.294	4/14.518	5/14.934			
			0/0:06.3	0/0:07.0	0/0:08.8	1/0:20.5	0/0:00.7			
20.			1/12.461	2/14.958	3/14.918	4/14.742	5/15.035			
			0/0:06.3	0/0:07.0	0/0:08.9	1/0:20.5	0/0:01.2			
21.			1/12.311	2/15.078	3/14.528	4/14.671	5/15.170			
			0/0:06.4	0/0:06.9	0/0:09.0	0/0:00.1	0/0:01.7			
22.			1/12.511	2/15.070	3/36.914	4/31.187	5/15.301			
			0/0:06.5	0/0:06.9	0/0:08.0	1/0:20.5	0/0:02.1			
23.			1/12.181	2/15.214	3/17.941	4/14.166	5/63.695			
			0/0:06.6	0/0:06.8	0/0:08.0	1/0:20.5	0/0:00.3			
24.			1/12.343	2/15.199	3/17.182	4/14.102	5/16.535			
			0/0:06.6	0/0:06.8	0/0:08.0	0/0:00.2	0/0:00.6			
25.			1/13.096	2/15.332	3/17.544	4/13.887	5/16.096			
			0/0:06.7	0/0:06.7	0/0:08.0	0/0:00.5	0/0:01.0			
26.			1/12.469	2/35.135	3/18.067	4/13.421	5/16.147			
			0/0:06.7	0/0:05.9	0/0:07.9	0/0:00.7	0/0:01.3			
27.			1/23.517	2/16.499	3/17.350	4/13.230	5/15.806			
			0/0:06.3	0/0:05.8	0/0:07.9	0/0:01.0	0/0:01.7			
28.			1/15.711	2/16.550	3/17.437	4/13.191	5/15.790			
			0/0:06.3	0/0:05.8	0/0:07.9	0/0:01.2	0/0:02.0			

1 2 3 4 5 6 7 8 9 10
 am ReadyMadeRam Detroit Multiroteam Immersion RC Team VooDoo Team America FPV

29.			1/15.197 0/0:06.2	2/16.901 0/0:05.7	3/17.550 0/0:07.9	4/30.108 0/0:00.8	5/15.718 0/0:02.2		
30.			1/15.382 0/0:06.2	2/17.057 0/0:05.6	3/18.542 0/0:07.9	4/13.790 0/0:01.0	5/16.002 0/0:02.5		
31.			1/15.014 0/0:06.2	2/17.040 0/0:05.6	3/35.147 0/0:07.3	4/13.961 0/0:01.2	5/92.424 0/0:00.2		
32.			1/15.365 0/0:06.1	2/16.921 0/0:05.5	3/17.958 0/0:07.3	4/13.908 0/0:01.4	5/15.378 0/0:00.5		
33.			1/15.318 0/0:06.1	2/17.565 0/0:05.4	3/17.093 0/0:07.3	4/14.286 0/0:01.5	5/14.474 0/0:00.8		
34.			1/15.391 0/0:06.1	2/17.190 0/0:05.4	3/17.430 0/0:07.3	4/27.636 0/0:01.3	5/14.005 0/0:01.2		
35.			1/15.417 0/0:06.0	2/17.206 0/0:05.3	3/17.115 0/0:07.3	4/13.150 0/0:01.4	5/13.830 0/0:01.5		
36.			1/15.170 0/0:06.0	2/0.192 0/0:05.8	3/16.417 0/0:07.4	4/13.358 0/0:01.6	5/13.631 0/0:01.8		
37.			1/15.591 0/0:06.0	2/17.489 0/0:05.7	3/16.237 0/0:07.4	4/13.015 0/0:01.8	[5/13.247] 0/0:02.1		
38.			1/15.989 0/0:05.9	2/17.371 0/0:05.7	3/16.299 0/0:07.5	[4/12.806] 0/0:01.9	5/111.464 1/0:25.5		
39.			1/15.574 0/0:05.9	2/17.437 0/0:05.6	3/32.135 0/0:07.1	4/12.950 0/0:02.1			
40.			1/23.445 0/0:05.7	2/0.200 0/0:06.0	3/14.455 0/0:07.2	4/12.967 0/0:02.2			
41.			1/12.270 0/0:05.7	2/37.796 0/0:05.4	3/14.764 0/0:07.2	4/31.428 0/0:01.9			
42.			1/12.422 0/0:05.8	2/30.043 0/0:05.1	3/14.679 0/0:07.3	4/13.509 0/0:02.0			
43.			1/12.993 0/0:05.8	2/15.222 0/0:05.1	3/14.353 0/0:07.4	4/13.287 0/0:02.1			
44.			1/12.772 0/0:05.9	2/14.942 0/0:05.1	3/14.187 0/0:07.5	4/13.622 0/0:02.2			
45.			1/12.967 0/0:05.9	2/0.096 0/0:05.4	3/14.559 0/0:07.6	4/13.726 0/0:02.3			
46.			1/12.768 0/0:05.9	2/15.667 0/0:05.4	3/14.248 0/0:07.6	4/43.354 0/0:01.8			
47.			1/12.932 0/0:06.0	2/15.449 0/0:05.4	3/15.673 0/0:07.7	4/13.279 0/0:01.9			
48.			1/13.223 0/0:06.0	2/15.165 0/0:05.4	3/14.777 0/0:07.7	4/13.942 0/0:02.0			
49.			1/13.206 0/0:06.0	2/15.734 0/0:05.4	3/15.365 0/0:07.8	4/13.614 0/0:02.1			
50.			1/13.146 0/0:06.0	2/15.478 0/0:05.4	3/15.774 0/0:07.8	4/13.560 0/0:02.2			
51.			1/13.274 0/0:06.1	2/15.591 0/0:05.4	3/15.710 0/0:07.9	4/38.065 0/0:01.8			
52.			1/12.910 0/0:06.1	2/15.565 0/0:05.4	3/16.134 0/0:07.9				
53.			1/13.207 0/0:06.1	2/16.070 0/0:05.4	3/16.334 0/0:07.9				
54.			1/13.459 0/0:06.1	2/16.238 0/0:05.4	3/33.116 0/0:07.6				
55.			1/23.520 0/0:06.0	2/15.950 0/0:05.4	3/17.831 0/0:07.6				
56.			1/14.870 0/0:05.9	2/16.142 0/0:05.4	3/16.932 0/0:07.6				
57.			1/15.397 0/0:05.9	2/15.534 0/0:05.4	3/17.766 0/0:07.6				
58.			1/15.310 0/0:05.9	2/16.182 0/0:05.4	3/17.470 0/0:07.6				
59.			1/15.374 0/0:05.9	2/15.791 0/0:05.4	3/16.929 0/0:07.6				
60.			1/15.215 0/0:05.9	2/15.732 0/0:05.4	3/16.650 0/0:07.6				
61.			1/15.622 0/0:05.9	2/15.774 0/0:05.4	3/16.886 0/0:07.6				
62.			1/15.813 0/0:05.8	2/15.918 0/0:05.3	3/32.779 0/0:07.4				
63.			1/15.359 0/0:05.8	2/0.144 0/0:05.6	3/18.510 0/0:07.4				
64.			1/15.646 0/0:05.8	2/16.166 0/0:05.6	3/18.385 0/0:07.4				

1am ReadyMadeRam Detroit Multiroteam Immersion RC Team VooDoo Team America FPV

	1	2	3	4	5	6	7	8	9	10
65.				1/23.853 0/0:05.7	2/16.395 0/0:05.6	3/18.354 0/0:07.4				
66.				1/12.902 0/0:05.7	2/33.319 0/0:05.3	3/18.334 0/0:07.4				
67.				1/13.253 0/0:05.7	[2/13.863] 0/0:05.3	3/17.453 0/0:07.4				
68.				1/13.358 0/0:05.7	2/14.246 0/0:05.3	3/17.926 0/0:07.4				
69.				1/14.191 0/0:05.7	2/14.229 0/0:05.4	3/18.037 0/0:07.4				
70.				1/13.238 0/0:05.8	2/14.350 0/0:05.4	3/30.964 0/0:07.2				
71.				1/13.719 0/0:05.8	2/14.502 0/0:05.4	3/14.773 0/0:07.2				
72.				1/13.573 0/0:05.8	2/14.438 0/0:05.4	3/14.506 0/0:07.3				
73.				1/13.575 0/0:05.8	2/14.455 0/0:05.4	3/14.179 0/0:07.3				
74.				1/13.680 0/0:05.8	2/14.139 0/0:05.4	3/14.683 0/0:07.4				
75.				1/22.179 0/0:05.7	2/14.448 0/0:05.4	3/14.506 0/0:07.4				
76.				1/15.406 0/0:05.7	2/14.679 0/0:05.5	3/14.398 0/0:07.4				
77.				1/15.790 0/0:05.7	2/14.563 0/0:05.5	[3/14.104] 0/0:07.5				
78.				1/15.374 0/0:05.7	2/14.634 0/0:05.5	3/15.011 0/0:07.5				
79.				1/15.678 0/0:05.7	2/14.533 0/0:05.5	3/15.415 0/0:07.6				
80.				1/15.702 0/0:05.7	2/14.861 0/0:05.5	3/32.027 0/0:07.4				
81.				1/15.862 0/0:05.6	2/14.423 0/0:05.5	3/18.694 0/0:07.4				
82.				1/15.997 0/0:05.6	2/14.422 0/0:05.5	3/17.494 0/0:07.4				
83.				1/16.030 0/0:05.6	2/14.646 0/0:05.5	3/17.645 0/0:07.4				
84.				1/22.693 0/0:05.5	2/14.690 0/0:05.5	3/0.048 0/0:07.6				
85.				1/12.247 0/0:05.5	2/14.802 0/0:05.5	3/17.401 0/0:07.6				
86.				1/13.390 0/0:05.6	2/14.645 0/0:05.5	3/17.386 0/0:07.6				
87.				1/12.982 0/0:05.6	2/15.023 0/0:05.5					
88.				1/12.463 0/0:05.6	2/14.910 0/0:05.6					
89.				1/12.157 0/0:05.6	2/14.875 0/0:05.6					
90.				1/12.679 0/0:05.7	2/15.300 0/0:05.6					
91.				1/12.527 0/0:05.7	2/15.123 0/0:05.6					
92.				1/12.229 0/0:05.7	2/15.038 0/0:05.6					
93.				1/12.911 0/0:05.7	2/29.100 0/0:05.4					
94.				1/55.352 0/0:05.3	2/14.710 0/0:05.4					
95.				1/15.470 0/0:05.3	2/14.950 0/0:05.4					
96.				1/15.558 0/0:05.3						
97.				1/15.774 0/0:05.3						
98.				1/15.758 0/0:05.3						
99.				1/15.910 0/0:05.3						
100.				1/16.206 0/0:05.3						